


ROUND NECK STAMPED LOUVERED DIFFUSER LAY-IN

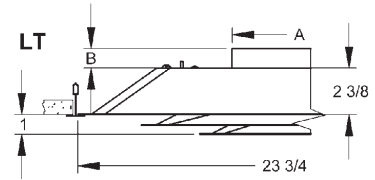


HIGH VOLUME SQUARE FACE LOUVERED DIFFUSER



- Excellent performance for both vav and cold air devices.
- Choice of six round neck sizes.
- Diffuser module is 24" square.
- 1-1/4" collar for easy duct connection.
- White baked enamel finish.
- Earthquake tabs standard.

S1200-LT



S1200-LT, ROUND NECK 2-CONE LOUVERED FACE DIFFUSER, LAY-IN

Tuttle and Bailey high volume 2 cone louvered face diffuser is constructed with a stamped process which features no miter lines or unsightly fasteners. The anti-streak, anti-smudge design keeps your ceiling clean.

Catalog#	Size	Max CFM @ NC	List\$
W-10195	6"	216@29	\$73.00
W-10196	8"	384@33	\$73.00
W-10197	10"	600@36	\$73.00
W-10198	12"	864@39	\$73.00
W-10199	14"	1069@38	\$73.00
W-10200	15"	1227@38	\$73.00

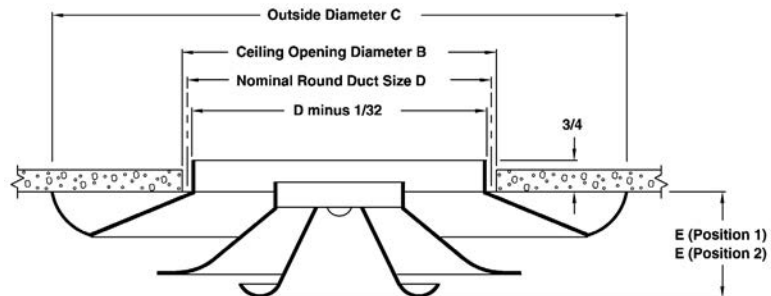
ROUND FACE FIXED DISCHARGE CONE DIFFUSER

HIGH CAPACITY ROUND FACE DIFFUSER - Exposed or Surface Mount



- Tuttle and Bailey round face high capacity diffuser.
- Heavy gauge steel construction.
- Core is easily removed for installation or maintenance.
- Stocked in 2" increments.
- Two horizontal discharge settings.
- Center button is removable for access to damper (not included).
- White baked enamel finish.

P3



P3, THREE CONE ROUND CEILING DIFFUSER

Catalog#	Size	Max CFM @ NC POS1.2	List\$
W-10187	6"	275@37/42	\$114.00
W-10188	8"	490@39/44	\$123.00
W-10189	10"	763@41/45	\$134.00
W-10190	12"	1100@43/46	\$152.00
W-10191	14"	1490@44/47	\$174.00
W-10192	16"	1960@45/48	\$212.00
W-10193	18"	2480@41/44	\$256.00
W-12606	20"	3060@47/49	\$277.00
W-12650	24"	4400@49/50	\$322.00

Nominal Round Duct Size D	B	C	E (Pos. 1)	E (Pos. 2)
06	6-1/2	11-1/8	1-3/4	1-1/8
08	8-1/2	14-3/4	2-1/8	1-1/2
10	10-1/2	18-1/4	2-7/8	2-1/8
12	12-1/2	22	3-1/8	2-3/8
14	14-1/2	26	3-3/8	2-5/8
16	16-1/2	29	4	3-1/4
18	18-1/2	32-1/2	4-3/4	3-7/8
20	20-1/2	36	5-7/8	4-7/8
24	24-1/2	43-1/4	7-3/4	6-5/8